


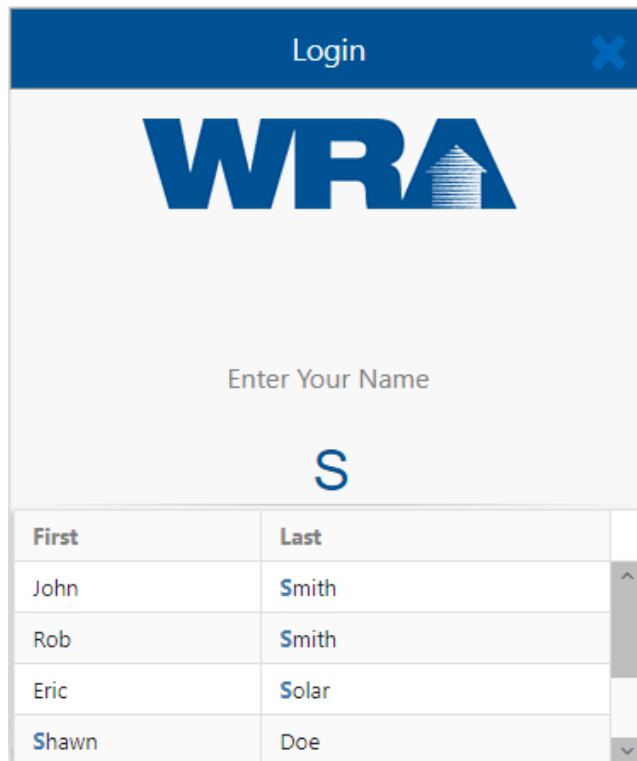
## Wisconsin REALTORS® Association Online Exam

1. Using a tablet, phone or computer, go to [wra.org/exam](http://wra.org/exam). Enter the class code that the proctor provides. At any point in the login you can return to the beginning by clicking on the **X** in the upper right corner.



The screenshot shows a mobile application interface for the WRA login page. At the top, there is a blue header with the word "Login" and a close button (X) in the upper right corner. Below the header is the WRA logo, which consists of the letters "WRA" in a bold, blue font with a stylized house icon integrated into the letter "A". Underneath the logo, the text "Enter Class Code" is displayed. Below this text is a dashed line indicating where to enter the class code.


2. Start typing your first or last name to find your name in the list of registered students. Once you see your name in the list, click on it in order to identify yourself.



The screenshot shows the WRA login page with a search filter applied. The text "Enter Your Name" is displayed above a large blue letter "S". Below this, a table lists registered students. The table has two columns: "First" and "Last". The students listed are John Smith, Rob Smith, Eric Solar, and Shawn Doe. A vertical scrollbar is visible on the right side of the table, indicating that there are more students in the list.

First	Last
John	Smith
Rob	Smith
Eric	Solar
Shawn	Doe

3. After you have clicked on your name, you will be prompted with the following screen. Click on the “Continue” button to begin the test. Click on the “Cancel” button to return to the previous screen.



The image shows a login window titled "Login" with a close button (X) in the top right corner. The WRA logo is prominently displayed at the top. Below the logo, the text "Enter Your Name" is followed by the name "Smith, John" in a large, light gray font. At the bottom, there are two buttons: a gray "Cancel" button on the left and a blue "Continue" button on the right.

4. Review the end user license agreement. Then, click on the button to launch the exam. If you need to exit the exam app at any time, click on the X in the window’s upper right hand corner.



### End User License Agreement

By clicking on the "Click Here to Launch the Exam" button below, you are certifying that you are indeed the individual registered to take the course and the exam. The WRA complies with Department of Safety and Professional Services (DSPS) rules which prohibit cheating on the exam, including having another person assist a licensee with completion of the exam. All violations are subject to being reported to the DSPS.

[Click Here to Launch Exam](#)

5. Click on the “**Begin Quiz**” button to launch the exam.

**2017-2018 Course 2 Final Exam**

**Description**  
Course 2: Wisconsin Offers to Purchase reviews the use of the WB-11 Residential Offer to Purchase and also discusses using the financing, closing of the buyer's property and secondary offer contingencies. Course 2 also covers "as-is" sales and what they mean for the buyer and the licensee, and the course further examines pre- and post-closing occupancy agreements. Additionally, Course 2 provides instruction on fees that can affect the transaction such as the transfer fee, homeowner's association fees and condominium fees. Further, this course reviews closing documents after TILA-RESPA Integrated Disclosure (TRID) and examines the disclosure requirements when the buyer is a licensee. Other topics covered in this course include safety, scams and the insurability of a property.

**Begin Quiz**

6. Once you have answered all questions and clicked on the “**Score Exam button**”, you will see the below completion page with your score, your answers and the explanations for each answer. You have completed the course and may exit the exam app by clicking on the **X** at the top right or by closing your web browser.

If you failed the exam, you may retake it again after waiting one hour.

**Final Exam** ✕

**Congratulations!**

You correctly answered **13** questions to pass the test with a score of **86%**.

[View All](#) [View Incorrect](#)

**Question 1**

When can a seller do with stuff they want to sell?

- A: A Random answer...
- B: The Correct answer!**
- C: The wrong answer :(
- D: Option D

**Correct!** The correct answer was **B** and you chose **B**

**Explanation:**  
Explanation provides more detailed answer for the question